


rockynook



Cyrril Harnischmacher

# The Wild Side of Photography

Unconventional and Creative Techniques for the Courageous Photographer

**Project Editor:** Gerhard Rossbach  
**Production Editor:** Jimi DeRouen  
**Copyeditor:** Lisa Danhi  
**Layout and type:** Cyrill Harnischmacher  
**Cover design:** Cyrill Harnischmacher  
**Cover photos:** Cyrill Harnischmacher  
**Printer:** Friesens Corp., Printed in Canada

**ISBN 978-1-933952-51-2**

1st Edition  
© 2010 Rocky Nook, Inc.  
26 West Mission Street, Ste 3  
Santa Barbara, CA 93111-2432  
www.rockynook.com

Library of Congress Cataloging-in-Publication Data  
Harnischmacher, Cyrill.

[Wilde Seite der Fotografie. English]

The wild side of photography : unconventional and creative techniques for the courageous photographer / Cyrill Harnischmacher.

p. cm.

Translation of: Die wilde Seite der Fotografie: mit unkonventionellen Techniken eigene fotografische Ideen verwirklichen.

Includes bibliographical references.

ISBN 978-1-933952-51-2 (alk. paper)

1. Photography--Experiments. 2. Photography--Special effects. 3. Photography--Digital techniques. I. Title.

TR148.H3713 2010

775--dc22

2010023678

Distributed by O'Reilly Media  
1005 Gravenstein Highway North  
Sebastopol, CA 95472

All product names and services identified throughout this book are trademarks or registered trademarks of their respective companies. They are used throughout this book in editorial fashion only. No such uses, or the use of any trade name, are intended to convey endorsement or other affiliation with the book. No part of the material protected by this copyright notice may be reproduced or utilized in any form, electronic or mechanical, including photocopying, recording, or by any information storage and retrieval system, without written permission of the copyright owner. While reasonable care has been exercised in the preparation of this book, the publisher and authors assume no responsibility for errors or omissions, or for damages resulting from the use of the information contained herein.

This book is printed on acid-free paper

Cyrill Harnischmacher

# The Wild Side of Photography

Unconventional and Creative Techniques for the Courageous Photographer

rockynook

# A Walk on the Wild Side

In the late 1960s, the Canadian Willard Sterling and the US American George Elwood received the Nobel Prize for Physics for inventing the charge coupled device, or CCD. This invention and the developments in camera and software technology that followed hailed the start of a period of extreme visual creativity. As well as giving us previously unthinkable technical scope, modern digital technology has also allowed us to develop new emotional and conceptual approaches to taking and creating pictures. This book is intended to introduce you to part of the amazing spectrum of creative photographic techniques that has developed in the decades following the introduction of the CCD, although the ideas shown here represent just the tip of an enormous iceberg. The examples in this book have all been created by photographers who give their all to break with convention while pursuing their visual ideas. Many of the results demonstrate clearly that using modern technology doesn't have to exclude the use of tried and trusted analog techniques, and the main emphasis of most of the articles is on the "perfect" image and the techniques involved in producing it.

The themes covered range from experimental focusing to the combination of ultra-modern and "old school" photographic techniques, and include printing on exotic materials and the creative use of light. The desire to break new technical and creative ground is the common motivation shared by all of our authors, and the resulting images will amaze, impress, and satisfy you in equal parts.


I would like to thank all of our contributors for their commitment and inventiveness, without which this book would never have happened. We also hope we can inspire you to develop your own ideas and to discover your very own photographic wild side.

Cyrill Harnischmacher

# Table of Contents

<b>Landscape Blurs</b> Part 1- Notes on Process and Approach	Alain Briot	1	<b>Night Sights</b> Using Flash Creatively in the Dark	Michael Diechtierow	94
<b>Landscape Blurs</b> Part 2 - Image Processing Workflow	Alain Briot	10	<b>The Sun, the Moon, and the Stars</b> Simple Ways to Shoot Spectacular Astrophotos	Cyrill Harnischmacher	104
<b>Show Time</b> A Mini Photo Studio in Your Notebook Computer	Gerhard Rossbach	24	<b>Klip-Klap</b> Getting Started with Stereoscopic Photography	Tobias Pohl	120
<b>Near and Far</b> Using Telephoto and Macro Lenses as Telescopes and Microscopes	Cyrill Harnischmacher	30	<b>The Flatbed Camera</b> Taking Photos with Scanners	Gottfried Huettemann	126
<b>Camera Obscura</b> Analog and Digital Pinhole Cameras	Tobias Pohl	38	<b>What do You Print On?</b> Printing Images on Unconventional Materials	Michael Benecke	130
<b>Graffiti Made of Light</b> Light Writing with LED Lamps	Niklas Plessing	46	<b>Gotcha!</b> High-Speed Photography Using a Photoelectric Shutter Release	Cyrill Harnischmacher	138
<b>The Earth from Above</b> Kite Aerial Photography	Michael & Karen McAllister	56	<b>Soft-Focus Lens</b> Create a Lensbaby Effect with Vaseline	Mike Hagen	146
<b>Selective Focus</b> Build Your Own Tilt/Shift Lens	Cyrill Harnischmacher	68	<b>Little Planets</b> Seriously Twisted Panoramas	Christian Bloch	154
<b>Color, Blur, and Verve</b> Closeup Photography Revisited	Anett Boettcher	76	<b>Light Changes Everything</b> Using Dedicated Flash Professionally	Martin Krolop	170
<b>Diver Down</b> A Look at the Fascinating World of Underwater Photography	Kai Wallasch	84	<b>A View From Above</b> Aerial Photography with a Telescoping Monopod	Mike Hagen	180
			<b>Camera Hacking</b> Activating Hidden Functionality in Canon Consumer Digicams	Berthold Daum	190
			The Authors		208





# Landscape Blurs

Part 1- Notes on Process and Approach

**Alain Briot**





# Landscape Blurs

Part 2 - Image Processing Workflow

**Alain Briot**

# The Authors



**Michael Benecke**

Michael Benecke was born in 1965 in Hamburg, Germany. Having shot his first photos on a 6x6 box camera as a preschooler, he inherited a Voigtländer from his grandfather and has been infected with the photo virus ever since. His job in design and printing introduced him to the early digital imaging revolution, and he has been shooting exclusively in digital since the year 2000. His current camera is a Four Thirds system Olympus E-420. He processes his images on a Mac and is a great proponent of home printing, as this is "the only way to keep full control of an image".

Michael has lived in the Lower Rhein area of Germany for the past fifteen years. He draws inspiration for his photos from the tension between industrial development and the natural environment near his home.



**Christian Bloch**

Christian Bloch is a visual effects artist who lives and works in Hollywood, California.

The last six years of his career have seen him create effects for TV series such as *Star Trek*, *Smallville*, *Invasion*, *Lost*, *24*, and *Studio 60*, as well as for numerous movies and advertisements. His work has been honored with an Emmy and has also been nominated for a Visual Effects Society Award. He is considered to be a pioneer of the use of HDRI techniques in the high pressure worlds of TV and movie post-production.

Christian graduated in media studies at the Leipzig University of Applied Science in Germany and wrote his degree thesis on his favorite subject, "The Practical Usage of HDRI Imaging in Post-production". His thesis was awarded a scholarship by the university.



#### Anett Boettcher

Anett Boettcher is a qualified office clerk and design assistant, and has run her own successful portrait and wedding photo studio for some time now. She is an unconventional, spontaneous, and emotional artist. Passion and inquisitiveness are more important to her than technique when she is creating images. She finds her subjects spontaneously in everyday situations, and post-processing using Photoshop is an integral part of her workflow. You can view some of her work at [www.anett-boettcher.de](http://www.anett-boettcher.de).



#### Berthold Daum

Berthold Daum studied photography in Melbourne, and has published his Australian photos in various exhibitions and books. In addition to his enthusiasm for photography, he has a real passion for his job in information technology. He has a doctorate in mathematics and is an expert in the development and application of programming languages and databases. He has lectured and written books on both subjects.

Berthold's "camera hacks" form an interface between IT and photography, and his new book *The Canon Camera Hackers Manual* was recently published by Rocky Nook.




#### Alain Briot

Alain Briot creates fine art photographs, teaches workshops, and offers DVD tutorials on composition, printing, and marketing photographs. Alain is also the author of *Mastering Landscape Photography* and *Mastering Photographic Composition, Creativity, and Personal Style*. Both books are available from Amazon and other bookstores as well as directly from Alain. Alain's third book, *Marketing Fine Art Photography*, will be published by Rocky Nook in 2011. You can find more information about Alain's work, writings, and tutorials on his website at <http://www.beautiful-landscape.com>.

Alain welcomes your comments on this essay as well as on his other available essays. You can reach him directly by email at [alain@beautiful-landscape.com](mailto:alain@beautiful-landscape.com).

You can also see a new online portfolio of Alain's Landscape Blurs at <http://www.beautiful-landscape.com/Portfolio-Blurs.html>



#### Michael Diechtierow

Michael Diechtierow started taking photos at a young age, having bought his first analog SLR with money from his confirmation. Unfortunately, because he had neither the money nor the patience for buying and developing film, the camera ended up hardly used. His real start in photography came with the purchase of a digital compact camera that he used to make hundreds of images of variations on themes. He now uses a Nikon D300 and his collected experience to photograph a little more systematically! He is always experimenting with new photographic techniques and is especially interested in the creative use of flash.





**Mike Hagen**

Mike Hagen is a passionate adventurer and successfully combines his photographic skills with his love of nature. As a digital photography teacher, location scout, and workshop leader, he contributes regularly to a number of magazines and websites. Mike founded his company, Out There Images (OTI), in 1998 in order to communicate his love of photography to other people. He is well known for his energy and enthusiasm and, if you should get to take part in one of his workshops, you too will be captivated by the patience and infectious verve he uses to communicate his knowledge to his students. Mike lives and works in Washington State, USA.



**Cyrill Harnischmacher**

After studying art and working for several years as a graphic artist in various advertising agencies, Cyrill Harnischmacher started his own graphic design agency in 1997. Over the years, he has written many articles for specialty magazines on the subjects of photography and digital image processing, and designed books for various publishers. He is experienced both as a photographer and a photographic contractor, and is especially interested in macro photography and unusual technical solutions to photographic problems. He has written three books, all of which have been awarded German book prizes and that have been translated into several foreign languages.



**Gottfried Huettemann**

Gottfried Huettemann was born in Berlin, Germany in 1940. He studied painting and art history at the Academy of Fine Arts in Karlsruhe, Germany, as well as English and indology at Heidelberg University. He worked as a teacher at various schools, managed an editorial office in Benares, India for a time, and is now retired. He has been involved in the arts all his life and nowadays takes photographs using an analog, medium format Hasselblad and a digital compact. He is a member of the German Photographic Academy and the artists' association in Baden-Württemberg, Germany.



**Martin Krolop**

Martin Krolop only began to take photos in 2006, but has pursued photography with a real passion. His favorite themes are action and people photography, but he also likes to shoot large-scale set pieces that include street scenes and even fictitious SWAT missions. Martin is self-taught and writes a photographically-themed blog at [www.krolop-gerst.com/blog](http://www.krolop-gerst.com/blog) when he is not busy with other photographic assignments.



**Michael & Karen McAllister**

Michael and Karen McAllister live and work in Santa Barbara, California. Michael has been a keen nature photographer for many years, and his enthusiasm has turned into a hobby for both him and his wife. They spend a large part of their free time in the desert regions of California and Arizona where they document not only the unique landscapes and fauna of the region, but also the rock formations and early Indian settlements in the southwestern USA. On their search for new outdoor photographic techniques, they came into contact with Kite Aerial Photography (KAP), which now forms a major part of their photographic work. You can find more information at [www.kiteaerialphotographer.com](http://www.kiteaerialphotographer.com).



**Niklas Plessing**

Niklas Plessing is a 22-year-old information technology student from Heidelberg, Germany, and has been a hobby photographer since he was sixteen. Although he is too young to have been an active analog photographer, he is nevertheless influenced by analog values and techniques. He considers the quality of an image to be more important than the quantity of images shot—a parameter that is nowadays only limited by memory card capacity. He chooses his subjects carefully, as if the high cost of shooting analog photos still applies to his work. He came into contact with light writing after hearing about the pioneering German light writing group “Lichfaktor”, which roughly translates as “The Light Factor”. Since then, you can regularly find him out and about with his friends, his camera, and his lights, on the lookout for new ideas.



**Tobias Pohl**

Tobias Pohl began to take photos while documenting his voluntary work with various youth groups, and quickly began to experiment with black and white darkroom techniques. During his studies to become a photographic engineer, he and his fellow students took part in numerous analog and digital projects with the motto “maximum image quality and creativity with minimum resources”. Tobias uses as little technology as possible and focuses primarily on image composition. He is a passionate monochrome photographer and still shoots much of his work on film. He scans his images and applies a minimum of post-processing before printing them on fine art papers using a customized inkjet printer converted for use with grayscale inks.



**Gerhard Rossbach**

Gerhard Rossbach developed a taste for photography in the 1950s, carrying his dad’s tripod before taking his own first steps as an action photographer using an Agfa Isolette. His first camera didn’t survive the rigors of kindergarten life but, as joint owner of the dpunkt and Rocky Nook publishing houses in Heidelberg, Germany and Santa Barbara, USA, he has nevertheless managed to turn his hobby into his profession. He has spent the last five years publishing numerous books on various photographic themes on both sides of the Atlantic. Gerhard is a passionate photographer, and although he has realized that others can do it better than he can, he still loves to take pictures. This insight also helps him to appreciate and nurture the work of his many authors.